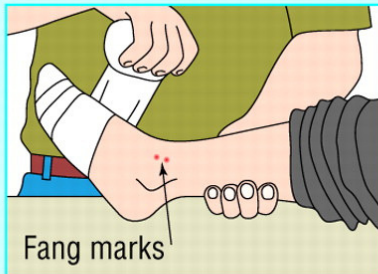
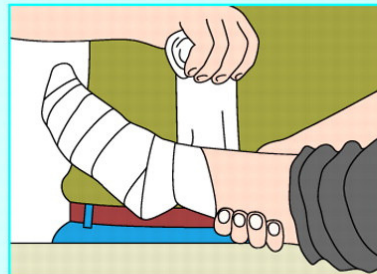


# What To Do If You Are Bitten By A Snake?

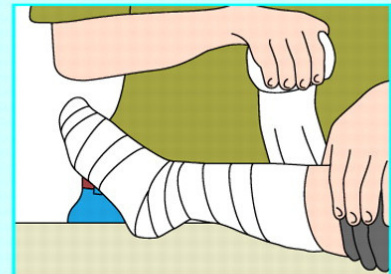
## How to apply a Pressure Immobilisation bandage



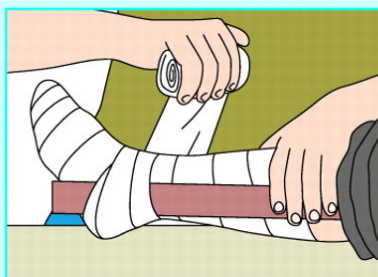
**1.** Apply a broad pressure bandage from below upwards and over the bite site as soon as possible. Do not remove trousers, as the movement of doing so will assist venom to enter the blood stream. Keep the bitten leg still



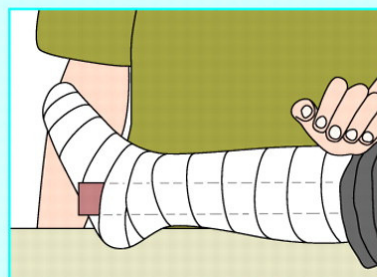
**2.** The bandage should be as tight as you would apply to a sprained ankle. The patient should avoid any unnecessary movements



**3.** Extend the bandages as high as possible



**4.** Apply a splint to the leg, immobilising joints either side of the bite



**5.** Bind it firmly to as much of the leg as possible. Walking should be restricted



**6.** Bites on the hand and forearm: **a** bind to elbow, **b** use splint to elbow, and **c** use sling

Take the patient to the nearest hospital that can deliver Tetanus Toxoid, Anti-Venom and Emergency Care